

# Rinnakkaissaksiset nostopöydät



# UC60 is the brain in EdmoLift's lifting tables



## UC60

Universal control that replaces 60 previous devices



## EASIER

With one standard M12 connector you can connect virtually anything. No electrician needed



## ECONOMY

Replaces large wall cabinets or free-standing electric cabinets



## CUSTOMISED

Can be programmed to meet customers' special needs.



## DEVELOPABLE

Can be expanded to include new functions after purchase.

**UC60 IS THE NAME OF THE** small electronic control box that controls EdmoLift's products and replaces a total of 60 previous electrical devices.

"Our solution is unique in the industry," says Tobias Svensson, project manager.

The idea for the UC60 was hatched at the beginning of the twenty-first century, when customer needs gave rise to more and more advanced electronic devices. The choice to use M12 contacts was an obvious one in view of the large range of connectable components that were already on the market.

"Using the Plug-and-Play feature, each operator can easily connect equipment without having to engage a qualified electrician. This may be extra control units, sensors or other devices. The operator can even install desired functions, such as the upper and lower limit switches.

**SINCE 2011**, UC60 has been standard in EdmoLift's products and, in many cases, replaces large wall cabinets or free-standing electrical cabinets. Two models of UC60 are

available, standard and advanced. Both models have 15 program locations for standard designs and one program location dedicated to customer-specific solutions.

The advanced model has more inputs and outputs and also upgraded software that provides enhanced programming options. This meets the needs of those customers with a great deal of complexity in their use of peripheral equipment.

"We customise software and peripherals, based on the customer's needs. If a need is unique, a customer-unique program is delivered. But if the same need proves to be recurring, we add it as a standard program location.


**ANOTHER HANDY** feature is that the UC60 communicates with the operator using a buzzer that produces noises for various operations. In this way it is possible, for example, to get telephone support when accessories are installed. The customer can then often receive direct advice about what has to be done, without having to wait for a service technician.

# UC60

## Smart Lifting Solutions



## ONE BOX, 60 SOLUTIONS



### UC60 IS THE RESULT

of several years of development work to simplify the connection of the various devices to EdmoLift's products. UC60 makes it easy to install accessories, increases safety and simplifies servicing on the products. UC60 is equipped with M12 connectors and a wide range of plug-and-play devices are available.

Tobias Svensson  
Project manager



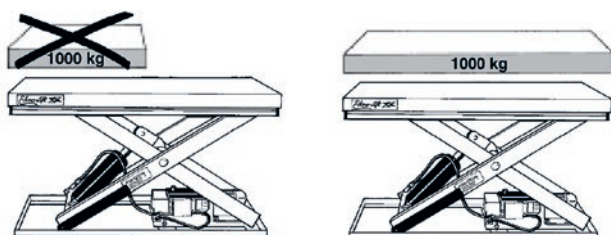
# HOW TO CHOOSE THE RIGHT LIFT TABLE

## EDMOLIFT HAS LIFT TABLES FOR ALL CONDITIONS

Lift tables are used for various tasks and in many areas and it is difficult to produce a lift table in standard design for all types of use. EdmoLift has a very wide range of lift tables and accessories which makes it possible to find combinations that are suitable for most conditions.

Lift tables are of standard design fitted for good and prolonged function in "normal" operation. In intensive use with heavy loads, fast speed, tough environment, and perhaps more shifts requires that the lift table sometimes is oversized and HD-equipped. The lift tables electrical equipment is delivered as standard in protection class IP54. Tables for outdoor use must be fitted with anti-slip protection such as a tear plate, in accordance with the safety standards.

**Maximum load = distributed load**



## IMPORTANT ASPECTS WHEN SELECTING LIFT MODEL AND PERFORMANCE

**Here are the prerequisites that you should take into consideration when choosing a lift table.**

### LOADING

Maximum load, weight distribution, bumps and knocks, twisting or side loading, point loading, distributed load, driving over with forklift trucks or lorries, the direction of movement of the load on roller conveyor

### INTENSITY

The speed, how often the lift table will move, how many intervals, how many lifting movements/year, automated operation of system

### PRECISION

Limit switch, upper-lower, precise stop is required, it is required that the lift table should remain in the exact position for a long time.

### ENVIRONMENT

Outdoor installation, pit mounting, moisture, cold, dust, heat, chemicals, regulatory requirements

### SAFETY

Risk of explosion, emergency operation, anti-slip protection, roll-over risk, control options, risk of crushing

### ERGONOMICS

Accessories can further enhance the workplace, such as tilting platform with load restraint or turntable

## Type designations and lift capacity

**The type designations and lift capacity of EdmoLift lift tables apply in accordance with the following examples:**

- ▶ Single scissor TL 2000 = max. load 2,000 kg distributed load
- ▶ Vertical double scissor TLD 2000 = max. load 2,000 kg distributed load, double lift height
- ▶ Horizontal double scissor TLH 2000 = max. load 2,000 kg distributed load, double length of platform
- ▶ In intensive use the lift table is HD-equipped
- ▶ EdmoLift lift tables meets all safety regulations for lifting table in Europe:
  - The EN 1570-1 standard
  - The Machinery Directive
  - The Low Voltage Directive
  - The EMC Directive
  - Safety of machinery - Electrical equipment of machines - General requirements EN-60204-1
- ▶ The lift tables electrical equipment is delivered as standard in protection class IP54. Tables for outdoor use must be fitted with anti-slip protection, such as a tear plate, in accordance with the safety regulations.



The CE label on EdmoLift's products indicates that the product is in compliance with applicable EU directives.

## Heavy-Duty-equipped lift table for intensive use

Lift tables are of standard design fitted for good and prolonged function in "normal" operation. In intensive use with heavy loads, fast speed, tough environment and perhaps more shifts requires that the lift table sometimes is oversized and HD-equipped (Heavy-Duty).



Lift table fitted with guard rails, gate, loadflap and protective wire mesh.

# PIT DRAWING AND SURFACE TREATMENT

## INSTALLATION OF A LIFT TABLE IN A PIT

When a lifting table is installed in a pit, the pit should be constructed according to the illustration on the right.

B = Width of the platform  
L = Length of the platform  
H = Lowest height of the lift table

The pit's ballast material must at least meet the concrete classification C12/15.

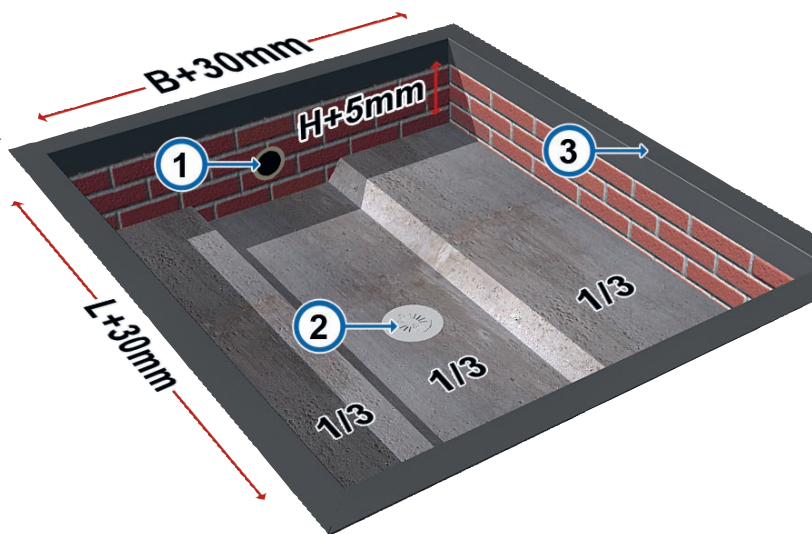
The hydraulic power pack for lifting tables in an outdoor environment should, where possible, be externally located in a covered or indoor environment.

1. Pipe for incoming cables, 100 mm in diameter. The fixed side of the lift table, B1, placed against this edge.

2. Drainage holes where required. This the third section in the centre of the pit should be 80 mm lower than H.

3. L-shaped profile 100 x 100 mm to reinforce the pit edges.

The pit drawing is not designed for low profile lifting tables.



Fixed side of the lift table, B1



## RECOMMENDED ACCESSORY FOR PLACEMENT IN A PIT

When a lifting table is installed in a pit, we recommend the following accessories:

- Lifting eye bolts (page 65)
- Mechanical stop (page 66)
- Inspection hatch in the platform (page 66), or external hydraulic power pack (page 65)
- If the lift table is to be placed in exposed or harsh environments, we recommend surface treatment with corrosion class C4 medium

## SURFACE TREATMENTS THAT PROTECT YOUR LIFT TABLE

Products from EdmoLift can be delivered in a range of different RAL colours and finishes. Most of our products are powder coated in our own paint shop with a polyester based powder, which gives a surface with good wear and corrosion resistance.



### CHOICE OF RAL COLOURS

Besides EdmoLift's standard colours we can also offer all RAL colours. If two colours are chosen they should interact.

### ANTI-SLIP TEXTURED PAINT

If the platform is powder coated with textured paint, it takes on a sandpaper-like surface which provides excellent grip.

### CORROSION PROTECTION

We offer powder coating with a primer that gives the product corrosion class C4 medium, in accordance with the standard SFS-EN ISO 12944-6. EdmoLift's products are delivered with corrosion class C3 medium as standard. Powder coated corrosion protection is greener, more economical and better looking than galvanized, at the same time as it may shorten the lead time by up to two weeks. We can also offer galvanisation if desired.

EdmoLift's standard colours (orange RAL 2010, blue RAL 5002, grey RAL 7024, black RAL 9005). In addition to these, EdmoLift offer more than 200 RAL colours. With the option, textured paint the surface has a very good anti-slip protection.



A powder coated surface is durable and provides very good corrosion protection.

# UC60 – PLUG AND PLAY

## COMPACT AND SIMPLE ELECTRICAL SYSTEM WITH PLUG AND PLAY FUNCTIONALITY

Our lift tables are fitted with the unique and proprietary electrical system UC60. For you as a customer this offers great benefits as you can easily retrofit our various accessories.

UC60 has M12 connectors and the built-in plug-and-play feature allows the operator himself, without hiring a qualified electrician, to plug in a wide range of accessories. Some examples of accessories that can be installed are extra control units, sensors and extension cables.

When installing accessories the control unit's built-in buzzer feedbacks to the operator to confirm that the installation was successful. In case of any problems the buzzer function makes it possible to obtain phone support where a technician from EdmoLift can hear the sound of what needs to be addressed.

### STANDARDS

**UC60 meets the following standards:**

EN 61000-6-2 (immunity)  
EN 61000-6-4:2007 EMC (radiation)  
2014/30/EC  
EN 60204-1  
EN ISO 13850:2007

### TECHNICAL DESCRIPTION

**Standard operational voltages:**

1 phase 230VAC, 3 phase 230VAC  
3 phase 400VAC, 3 phase 500VAC  
Stabilised 24VDC, 60VA transformer

**IP classification:**

IP54, M12 connectors IP67

**Dimension electric box:**

L:270 x H:85 x W:135 mm

### EXAMPLE OF CONNECTIONS

(standard lift table)

X0 Control unit  
X1 Power pack valve / Hose burst valve  
X2 N/A  
X3 End limit switches  
X4 Passable limit switches  
X5 N/A  
X6 Safety frame + Hose burst valve



# SAFETY REGULATIONS FOR LIFT TABLES

## EDMOLIFT MEETS ALL SAFETY REQUIREMENTS FOR EUROPE

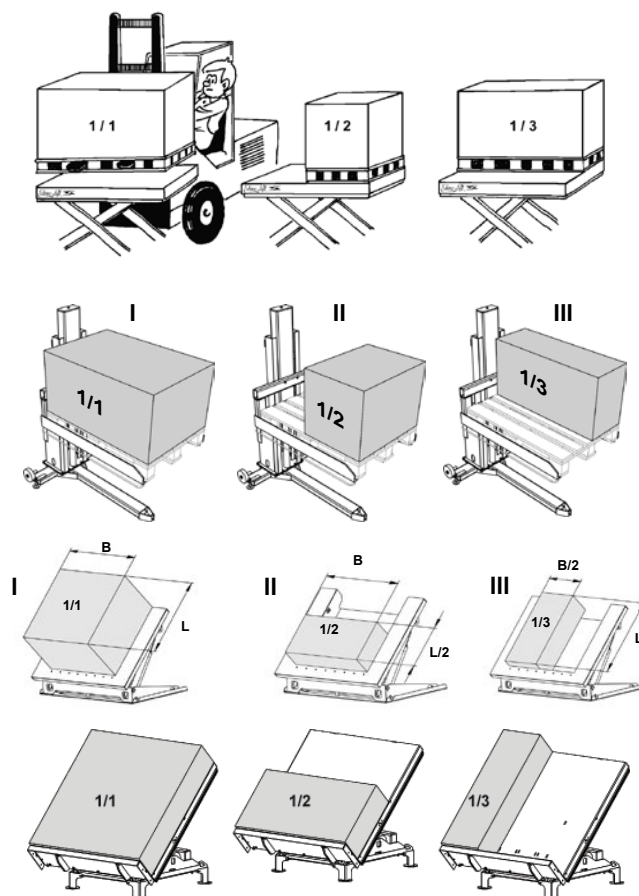
EdmoLift lift tables and pallet lifters meet all safety regulations for lift tables in Europe e.g. AFS 2012:2 in Sweden and the EN 1570-1-standard. The CE label on EdmoLift's products indicates that the product is in compliance with applicable EU directives. The lift table is as standard equipped with 400/24V low voltage 24V on the control unit, valve and switch for safety frame.

### Built-in safety function in safety frame

If the safety frame is triggered when descending the lift table stops immediately. To continue lowering the lift table, it must be driven up a bit to activate descent. Lift tables are always supplied with a "deadman's switch" type of control unit.

This means that when the up or down button is released the platform stops immediately. The control unit is equipped with an emergency stop and lock.

During installation of the lifting equipment, the installer and employee must ensure that the risk of crushing cannot occur.



The stated lifting capacity of the lift table and pallet lifter required distributed load. TSL: Max. load = load centre 600 mm from column.

## INTERNAL CONTROL OF THE WORKPLACE'S SAFETY

**The employer is obligated to ensure that the equipment is used by competent staff and that control and maintenance of lifting equipment is carried out to the required extent.**

Control and maintenance takes place in accordance with the Swedish Work Environment Authority's Statute Book: Internal control of loading ergonomics AFS2012:2 as well as that:

1. Maximum load of lifting equipment is not exceeded. The load is fixed and cannot roll off. **MAXIMUM LOAD = DISTRIBUTED LOAD!**

2. Function of safety frame and safety spacing around the equipment is checked.
3. Statutory warning labels are kept intact.
4. Any loading injuries are checked.
5. Cables and hoses are checked and maintained.
6. Oil leakage and possible further spread are checked. Lubricate where required.
7. Lift tables and pallet lifters are cleaned and serviced.
8. Main power switch is available to authorized staff. The lifting equipment must not be used by unauthorised persons.

9. The platform is fitted with roll-off guard for the transportation of wheeled loads or loads that could roll.
10. Tables for outdoor use are provided with anti-slip protection, such as tear plate, in accordance with the applicable safety standards.
11. Tilting table platforms are provided with load restraint for securing load.
12. That the required protective equipment, such as a guard rail, exist if a person besides the operator is included on the lift table.

13. Lift tables that are to be entered by persons equipped with anti-slip protection when there is a risk of slipping.
14. The carriage of passengers may therefore only take place in designated lift tables, see the lift tables signage.
15. No hands or feet are under the platform.





## CE INSTRUCTIONS

All machines shall be provided with fully legible and indelible marking that includes at least the following information:

- CE mark or manufacturing declaration
- Serial number and type designation
- Year of manufacture
- IP class
- Category class

Preferably EdmoLift's standard machine signs should be used. They are individually made for each machine. If the machine is manufactured for use in potentially explosive environments (EX) this must be specified on the machine. The machine is also provided with all information that is relevant to the type of machine concerned and which is needed for it to be used in a safe way.

## INTRODUCTION

User instructions provide complete information about the product, its installation, operation, care and maintenance as well as safety aspects for installation, use and dismantling. The instructions are written on EdmoLift's standard paper, in accordance with the instructions below. Basically, however, a handbook is generally included, which is supplemented as required. The authorised signatory of the EU Declaration of Conformity determines whether the handbook and any supplements are sufficient or not. When drafting new instructions based on standard products the Sales Department are contacted for support for the instructions.

## USER MANUAL GENERAL

The product is described in those parts that are deemed essential for use, installation, maintenance and service. The description is as far as possible illustrated. The instructions also specify how the machine must not be used through the addition that all other use is not allowed without EdmoLift's permission. Furthermore, it is pointed out that modifications are also not allowed without permission.

## GENERAL

An EU Declaration of Conformity has been drawn up for the machine, both for the larger machinery and safety components. The declaration is in the language of the user instructions and is accompanied by a translation

## LOAD FACTORS FOR LIFT TABLES

	DYNAMIC FACTOR	HORIZONTAL LOAD COEFFICIENT (in % of rated load)	LIFETIME <sup>B</sup> minimum load cycles under full load (x10 <sup>3</sup> )	INFORMATIVE EXAMPLE OF USE
1	1,4	10%	128 <sup>A</sup>	Lift tables for general use.
2	1,1	2,5%	8	Lift tables with a clearly defined lifting load and where other forces can be excluded; height adjustment without systematic lateral forces.
3	1,2	5,0%	32	Lift tables suitable for use in manual work, such as height-adjustable workstations.
4	1,3	10%	128	Lift tables suitable for driving over by e.g. forklift trucks or electric pallet stacker with a maximum braking force at 10%. Lift tables with unpowered roller belts.
5	1,4	10%	512	Lift tables suitable for a high number of lifting cycles.

When a vehicle crosses the lift table or the lift table is integrated in a management system, the lateral forces have to be verified in individual cases. Higher horizontal load coefficients have to be established if required.

<sup>A</sup> This minimum number of cycles shall be increased by the manufacturer according to the purpose of use of the lift table.

<sup>B</sup> When used (load cycle) according to lifting categories lifetime of lifting tables is generally 10 years when maintained in accordance with the manufacturers instructions.

into the language of the country where the machine will be used. The EU Declaration of Conformity is either typewritten or handwritten in capital letters. Attached under this tab is EdmoLift's standard form and authorisation for signatory of declaration of conformity or manufacturer's declaration.

## MANUFACTURER DECLARATION

In cases where the machine will be part of a larger machine or installation, or if it is delivered incomplete, for example lacking control system, power pack or upper platform, instead of an EU Declaration of Conformity, a manufacturer's declaration is issued, that is a message that the machine must not be brought into service until the machine into which it will be incorporated has been declared to be in conformity with the provisions of this Directive.

The machine plate may not be provided with a CE mark.

## EN 1570-1

EdmoLift lifting tables are designed and constructed to be safe, reliable and hard-wearing tools. In its basic version, EdmoLift lifting tables meet the basic requirements according to the lifting table standard EN 1570-1. This European Standard specifies the safety requirements for lifting tables that are used for lifting and/or lowering of material and/or trained persons accompanying the lifting table. The lift table must have two stop levels and may not pass in

between.

From the lifting tables standard EN 1570-1 (lift tables provide up to two fixed stop levels) the following points are particularly important:

5.1.2.4 The dynamic forces that are to be used for the calculations in accordance with 5.1.2.3 should at least consist of:

- the total vertical load (this includes maximum load and self-weight of the moving parts of the construction) increased by the dynamic factor for this lifting category in accordance with Table 2 as well as the horizontal load coefficient in accordance with Table 2, acting horizontally in platform level, in the direction causing the maximum stress to the part that is calculated.

If barriers prevent loading and unloading from one side of the platform or if the platform is otherwise blocked from moving in a direction, the horizontal load coefficient does not need to be considered in that direction.

5.1.2.5 If the platform is to be entered by operators, the weight of each person is assumed to amount to 80 kg distributed over an area of 0.2 x 0.2 m per person, with 0.5 m between each area's centre and placed in, from a the strength viewpoint, the most unfavourable position on the platform.

5.1.2.7.1 If the lift table is not designed for a specific load case, it must be designed for general loads in accordance with the basic requirements in the lift table

standard EN 1570-1:

- 100 % of maximum load uniformly distributed over the entire platform.
- or 50 % of load weight uniformly distributed over half of the platform area lengthwise.
- or 33 % of load weight uniformly distributed over half of the platform area sideways.

5.1.2.7.2 When the lift table is designed for a specific type of load case there should be a sign or instruction on the lift table which is clearly legible from the place of operation, displaying the intended load distribution.

### 5.1.3 Stability calculation

5.1.3.1 Lift tables must be stable (i.e. not be able to overturn) under all operating conditions, whether they are stationary or mobile.

The maximum permitted side force: 2.5-10% of the ground load, applied to the edge of the lift table.

Side forces occur, for example, when pressure is applied to the lifting table or the load by hand tools, or by pulling a tool or machinery part onto the platform. If the side force is applied to the load, the risk of tilting increases. Under no circumstances may risky tilting or downward bending occur when the lifting table is used in accordance with the manufacturer's instructions.

Side forces vary according to the above category table.



# Smart lift tables of the highest EdmoLift quality

## LIFT TABLES FOR ALL CONDITIONS AND EXTENSIVE ACCESSORIES PROGRAMME



Handling of engine parts at a European car manufacturer.

The lift tables is the core of EdmoLift's business. It began in 1964 with the single scissor lift table and since this we have developed tables that match most needs. Here you can find for example horizontal double scissors for long and heavy loads, vertical scissors for high lifting, low profile lift tables for efficient pallet handling and lorry loaders. If you have additional needs we can customize your lifting table.

### TWO PRODUCT SERIES – THE T AND C SERIES

Our lift tables and trolleys in the T-series are entirely Swedish-made and of the highest quality. As an example, the scissor arms on most lift tables in the T-series are made from KKR square bars in order to provide the very best lateral stability.

The models in the T-series can be adapted to meet your needs and are the best choice for demanding applications.

The C-series is our line of affordable lift tables that are made in Asia according to our designs, but are assembled and checked in our factory in Sweden.

The products in the C-series have Swedish-made electrical and hydraulic systems. C-series models come in standard sizes and can be equipped with a selection of accessories.

Model names beginning with the letter T belong to the T-series and those that start with C belong to the C-series.

### STANDARD FOR ALL LIFT TABLES

- ▶ Lift capacities from 200 kg up to 10,000 kg
- ▶ Lift platform lengths from 900 mm to 7,000 mm
- ▶ Extensive accessories programme and options of customer-adapted lift tables
- ▶ Complies with the EU standard EN 1570-1 – CE labelled
- ▶ 24VDC control unit and control unit with deadman's switch
- ▶ IP54 approved electrical system
- ▶ Safety spacing between all moving parts
- ▶ Overload protection
- ▶ Adjustable trap prevention safety trip bars on all four sides of the platform
- ▶ The lift table is equipped with hose burst valves and mechanical locks for servicing and maintenance
- ▶ The lift table has maintenance-free bearing surface
- ▶ PLC control with ability to program the different functions included in the standard design
- ▶ User manual in 22 different languages

## Horizontal Double Scissors

To handle goods that are both heavy and long you require a scissor lift table with special properties. The lift platform is equipped with a combination of two pairs of scissors to obtain the desired lift range and length of the lift table. Lift manoeuvres of the two pairs of scissors are mechanically synchronized to achieve a parallel lift operation. EdmoLift's horizontal double scissor lift tables make it possible to handle bulky goods in a safe and effective way.

- ▶ All models can be manufactured in the HD version for heavy duty operations
- ▶ Special dimensions and other customizations can be quoted upon request



TLH 4000

Model	Art. no.	Capacity kg	Lift stroke mm	Lowest height mm	Length mm	Width mm	Lift time sec	kW	Weight kg pack. incl.	Note
TRH 2000*	614820	2000	600	160	1800	700	22	0,75	270	
TLH 2000	32930	2000	820	180	2600	800	30	0,75	350	
TLH 4000	33115	4000	820	200	2600	800	35	1,5	450	
TLH 6000	614401	6000	820	250	2600	800	39	1,5	560	
TBH 4000	603261	4000	1000	220	3000	1000	40	1,5	580	
TMH 3000	33147	3000	1100	230	3400	900	35	1,5	700	
TMH 6000	33176	6000	1100	250	3400	900	55	1,5	740	
TMH 10000*	33902	10000	1100	300	3400	900	64	3,0	1100	
TAH 2000	33885	2000	1300	200	4000	800	32	1,5	600	
TAH 4000	34395	4000	1300	230	4000	900	62	1,5	800	
TAH 8000	33890	8000	1300	350	4000	1200	53	3,0	1300	
TSH 4001	610970	4000	1500	250	4400	1200	55	1,5	1036	
TSH 8000	33495	8000	1500	350	4400	1200	53	3,0	1360	
TTH 6000	32885	6000	1700	300	5000	1300	53	3,0	1400	
TPH 6000	516158	6000	2000	400	6000	1500	37	5,5	2100	

\*External hydraulic power pack excluding cover



## Accessories for lift tables and there location

To EdmoLift's lift tables a variety of accessories is available which add extra value to your investment.

On the following pages there are illustrations of the most common accessories that we can equip our products with.

There are some important issues that should be considered in the selection and placement of accessory and the environment of the lift table:

### SAFE HANDLING OF MATERIALS

- ▶ Will there be someone travelling on the lift table?
- ▶ Will the lift table be installed in a pit?
- ▶ Will the lift table be run over in closed height?
- ▶ Will the lift table be installed outdoors or indoors?
- ▶ Will the lift table be used very intensively?
- ▶ Will additional security features be required around the lift table?
- ▶ Will the lift table need to be moved?
- ▶ Will the load on the platform need to rotate?

## HD-execution for lift tables in intensive operation

Lift tables of standard design are fitted for good and prolonged function in "normal" operation. In intensive use with heavy loads, fast speed, tough environment, and perhaps more shifts requires that the lift table sometimes is oversized and HD-equipped.

HD-execution should be used when the number of lift cycles exceed 10,000/year or if the number of lift cycles is consistently more than 10/hour.

The execution comes with ball-bearing wheels, machined shafts, grease nipples in all leads and drainage of the cylinders to the tank.

## Quoted on request


- ▶ EX-classed
- ▶ Conductive execution
- ▶ Other colours
- ▶ Galvanised
- ▶ Stainless steel execution
- ▶ HD-execution

### Location of accessory

When accessories are enquired about, EdmoLift explains that each accessory is located according to the below designations, such as guard rail on L1 and L2 and gate on B1 and B2.



Lift table with roller conveyor



Protective bellows mounted on a lift table

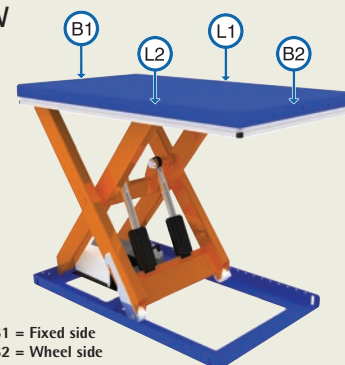
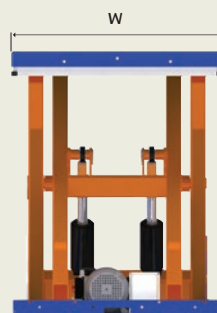
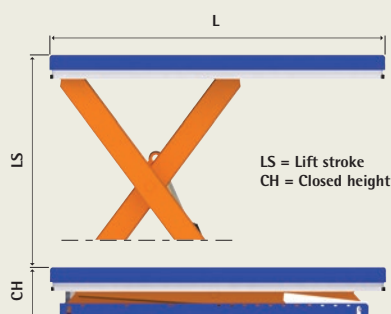


Lift table installed in a pit.



Lift table for goods and carriage of passengers.

## Extra equipment is located as shown in drawings below





## Lift table accessories

- The prices of accessories apply in relation to the purchase of new products, not for retrofitting, except for articles with article number beginning with R.

### Electrical system

521250	Power for automation between upper and lower limit switch	
516790	Electrical equipment for common propulsion	
516792	Electrical equipment with interlock function	
516793	Electrical equipment for passing one limit switch, up	
516794	Electrical equipment for passing one limit switch, down	
521246	Electrical equipment for interlock incl. 2 limit switches, 2 interlocks	
521247	Electrical equipment for automatics incl. 2 limit switches, 2 interlocks	
521270	Electrical equipment for picking automation, up/down	
33019	All connections to block	
526722	All connections to junction box with 10 meter cable	
82036	CE-plug	
85374	Optional supply cable, price/metre	
526810-UC60	Signal tower with light and audio modules, audible and/or visible warning to surroundings	

### Signal tower with both audio and light modules

Remove or refit the modules and adjust different audio and light signals as required.

Art.no: 526810-UC60



### Control units

516791	Extra control unit 38112 with up/down feature, delivered fitted	
516795	Extra control unit 38114 with four functions up/down/tilt up/tilt down, delivered fitted	
515343-UC60	Control unit, lockable with key, lock in emergency stop	
515344-UC60	Control unit, without lock	
515345-UC60	Control unit, lockable with key	
610132	Foot control unit, comes with lockable emergency stop	
610925	Foot control unit with stand	
514545-1	Control unit stand UC60, adjustable in 3 levels	

#### Control unit and holder as spare part or retrofit

R610132	Foot control unit, delivered with lockable control stop	
R38112-02	Control unit, 2 functions	
R38112-01	Control unit, 2 functions with magnetic mount	
R38114-02	Control unit, 4 functions	
R38114-01	Control unit, 4 functions with magnetic mount	
R84880	Extra holder for control unit art.no. 38112 - 38114	
R65315	Control unit 3 wire, up to series 0140523	
R85235	Control unit 5 wire from series 0140524, up to series 2259759 / 5556414	
R84196	Magnetic holder for round control unit with emergency stop 38112, 38114, R65315 and R85235	

#### Extension cable for UC60 control units with M12 connectors

86249-3000	Cable M12M-M12F-8 way	extension 3 metres
86249-5000	" " " "	extension 5 metres
86249-10000	" " " "	extension 10 metres
37007	Control unit splitter M12-way.	
	Required when connecting additional control units.	

### Control unit UC60

Control unit with lock and emergency stop, 2-4 functions depending on the product model, holder included.

Dual function, art.no: 38112

4 function, art.no: 38114

Extra holder, art.no: R84880



### Foot control unit UC60

With two functions. Cable mounted emergency stop with lock. 3 metre cables are included.

Art.no: 610132



### Control unit UC60

for fitting in exposed environments. Dual function with emergency stop with lock.

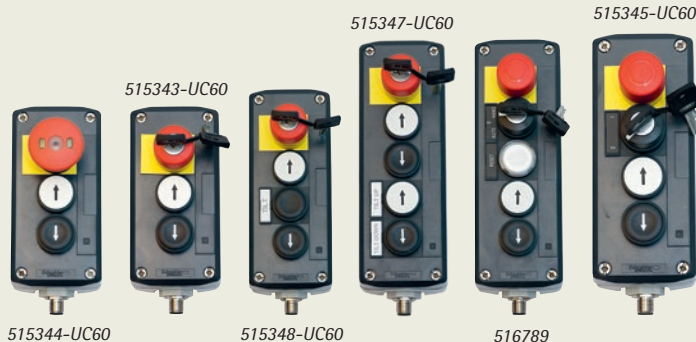
Art.no: 515345-UC60



### Control unit stand UC60


Adjustable into 3 levels

Art.no: 514545-1



## Lift table accessories

### Hydraulic power packs



84204	1-phase 230V units up to 1.5 kW	
84205	3-phase 500V units	
32889	Pneumatic unit 1.0kW	
34460	Pneumatic unit 2.0kW	
608619	Battery Power 24V	
	Excluding battery and charger	

### Hydraulic fluid

82289	Oil for use in - 20° / litre	
82581	Vegetable oil / litre	

### Wheel chassis



The chassis makes it easy to move the lift table and is ergonomically good as the operator has space under the lift table for his feet. The Wheel chassis has two fixed wheels and two swivel, braked wheels.

33575	Wheel chassis	CR 500	height	+240 mm	
33940	"	CR 1000	"	+240 mm	
524814	"	CB 1200	"	+240 mm	
36510	"	CB 1500, B	"	+240 mm	
34329	"	CL 1001	"	+240 mm	
524813	"	CL 1500	"	+240 mm	
36485	"	CL 2000, B	"	+240 mm	
518820	"	TR 501, TR 1002	"	+260 mm	
518819	"	TL 1000, B, XB	"	+260 mm	
33098	"	TL 2000, B	"	+240 mm	
524815	"	TL 2000XB	"	+240 mm	
36302	"	TL 3000	"	+240 mm	
516780	"	TB 2000, B	"	+240 mm	
516781	"	TM 1000	"	+240 mm	
33136	"	TM 1500, B	"	+260 mm	
32693	"	TM 3000	"	+270 mm	
33939	"	TA 1000	"	+240 mm	
516782	"	TA 2000	"	+270 mm	
32583	"	TS 2001, B	"	+270 mm	

### Truck handling chassis

The chassis makes it easy to move the lift table and is ergonomically good as the operator has space under the table for his feet. The pallet handling chassis provides access to both the short and long sides for outriggers on stackers or outrigger trucks.

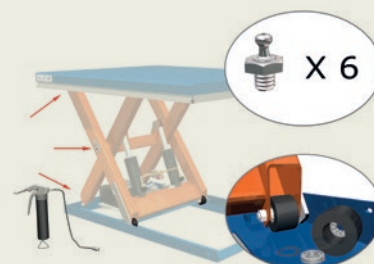


36240	Truck chassis	CR 500, CRD 200	height	+140 mm	
36241	"	CR 1000	"	+140 mm	
524809	"	CB 1200	"	+140 mm	
36509	"	CB 1500, B	"	+140 mm	
34410	"	CL 1001	"	+140 mm	
524808	"	CL 1500	"	+140 mm	
36484	"	CL 2000, B	"	+140 mm	
518805	"	CLD 1500	"	+140 mm	
521441	"	TR 501, TR 1002, TRD 500	"	+140 mm	
36238	"	TL, TLD 1000, B, XB	"	+140 mm	
36308	"	TL, TLD 2000, B	"	+140 mm	
518751	"	TL, TLD 2000XB	"	+140 mm	
36301	"	TL 3000	"	+140 mm	
513363	"	TB 2000, B, TBD	"	+140 mm	
513364	"	TM 1000	"	+140 mm	
36234	"	TM, TMD 1500	"	+140 mm	
		TM, TMD 3000			
515803	"	TM 6000	"	+160 mm	
36232	"	TA 1000	"	+140 mm	
36233	"	TA 2000, TAD	"	+140 mm	
36235	"	TA 4000	"	+160 mm	
36236	"	TT 3000	"	+160 mm	
36237	"	TS 2001, B	"	+160 mm	
36290	"	TS 4000, B	"	+160 mm	
516779	"	TP 3000	"	+160 mm	
36239	"	TLH 2000	"	+140 mm	
36244	"	TMH 3000	"	+140 mm	
35396	"	ART 750	"	+140 mm	
35398	"	ART 1500	"	+140 mm	
35475	"	ALT 750	"	+140 mm	
35474	"	ALT 1500	"	+140 mm	
35370	"	ALT 1500GB	"	+140 mm	

### HD-execution

HD-execution should be used when the number of lift cycles exceed 10,000/year or if the number of lift cycles is consistently more than 10/hour.

The execution comes with ball-bearing wheels, machined shafts, grease nipples in all leads and drainage of the cylinders to the tank.



#### Single Scissors, Vertical Double, Triple and Quattro Scissors

82103	HD-execution	→ 4000 kg	
82104	"	4000 kg → 10 000 kg	
Horizontal Double Scissors			
82105	HD-execution	→ 4000 kg	
82106	"	4000 kg → 10 000 kg	

## Lift table accessories

### Scale chassis

The scale chassis is a truck handling chassis with built-in scale that can be fitted to EdmoLift's lift tables with capacities between 500-6,000 kg. The chassis increases the lifting tables total height by 200 mm and is fitted under the lift table. The scales come factory set with a pitch of 1 kg and the goods to be weighed are loaded from the lifting tables long or short side using a powered stacker or similar. The scales chassis comes complete with four load cells, scale display with mains and battery supplies.



Scales chassis for lift table

### Circular turntable

The turntable is fitted on top of the lift table. Locking device is included and can be adapted according to customers' needs. The turntable can also be delivered recessed into a secondary platform, fitted to the main platform.




33258	Top-mounted turntable	1000 kg	Ø650 mm	
33259	Top-mounted turntable	1000 kg	Ø750 mm	
33260	Top-mounted turntable	2000 kg	Ø850 mm	
33262	Top-mounted turntable	2000 kg	Ø1150 mm	

### Lifting eye bolts

Lifting eye bolts make it safer and easier to install and transport the lift table. Lifts the base frame through the platform. Some tables require a larger platform. Horizontal double scissor require two sets.

- Recommended for installation in pits



33960	4 x lifting eye bolts, max load up to → 4000 kg	
33960M20	4 x lifting eye bolts, max load from 4000 kg →	

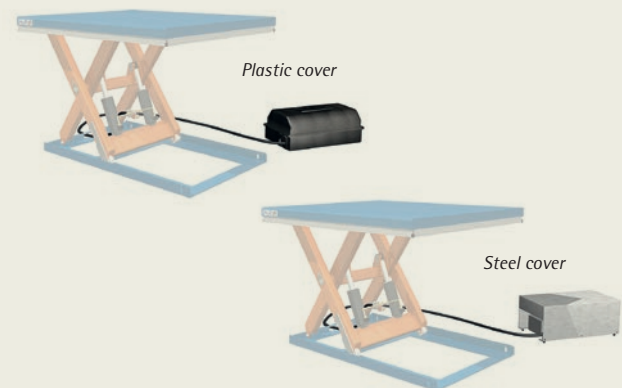
### Rectangular turntable

The turntable is fitted on the platform and includes an inductive sensor to avoid trapping risks. The turntable has safety spacing and is electrically controlled so that the lift cannot be lowered if the turntable is not in the right position.



Rectangular turntable 1000 kg  
Rectangular turntable 2000 kg

### External power pack



34197	External hydraulic power pack without cover, 3 m hose	
82614	Extra hose external hydraulic pack, price/meter	

#### External power pack in plastic cover

The plastic cover provides good protection for the power pack. For units with sizes up to max H6-4

34846	Plastic cover for external hydraulic power pack, max. H6-4	
-------	--	--

#### External power pack with steel cover


Provides additional protection in exposed environments.

34696	Steel cover for external power packs. H2, H3, H4, H6-4, H6-7	
34695	" " " " H6-11, H8-11	
34694	" " " " H11-11	
515004	" " " " H11-30, H15-30	
35003	" " " " H15-20	
35948	" " " " H15-50	

### Limit switch

The limit switch is adjustable and stops the lift at a pre-set height. Select the upper or lower limit, and whether there should be a function for passing the limit.

- When ordering, specify whether the switch should be for the upper or lower limit.
- If heights are notified when ordering, the lift table will be pre-set from the factory.
- Recommended for installation in pit.



33680	Limit switch CR, CL, CB upper or lower	
515146	Limit switch single, double, triple scissor up to 3,000 kg	
	Limit switch double horizontal scissor up to 6,000 kg	
32003	Limit switch single, double, triple scissor over 3,000 kg	
	Limit switch double horizontal scissors up to 6,000 kg	
34440	Limit switch TSL, TSE upper or lower	
33814	Limit switch TCB, TCL top or bottom	
35970	Limit switch TUB, CUB top or bottom	



## Lift table accessories

### Inspection hatch in platform

Suitable for pit-mounted tables with built-in power pack

- Recommended for installation in pits



33975	Inspection hatch in platform	
-------	------------------------------	--

### Mechanical Stop

Used to fix and remove load from the lift table when it is driven over in the bottom position and when adjusting the height to meet roller belts. Adjustable +40 mm. Some tables require extension of the platform. Horizontal double scissors. Requires two sets.



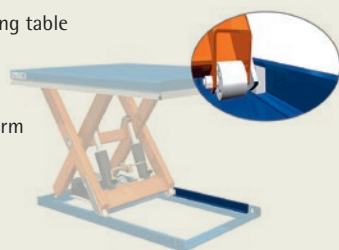
- Recommended for installation in pits

33900	Adjustable +40 mm	
-------	-------------------	--

### Tipping protection

Caged wheels stabilise the lifting table and minimise the risk for the platform to hinge upward during incorrect loading.

- Recommended if the platform is extended.



32528	Tipping protection, max load up to → 4000 kg	
33929	Tipping protection, max load from 4000 kg →	

### Mechanical locks


Lift tables located in the floor plan can be mechanically locked with hydraulic locking devices coming out from the platform which locks it so that heavy loads could run over the platform.



Mechanical locks	
------------------	--

### Loadflap manual / hydraulic

Used for bridging The gap between vehicle, loading dock or other storage area.



Manual and hydraulic loadflaps	
--------------------------------	--

### Rail running chassis

Used to eliminate level differences in a tracked transportation system. The equipment may be motor or manually propelled.

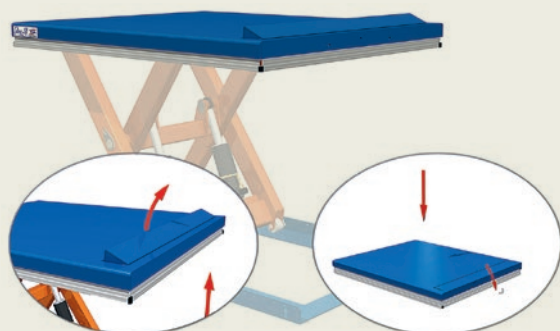


Rail running chassis	
----------------------	--

### Roll-off guard

Prevents the load rolling off the platform during loading or unloading. Roll-off guards can be supplied in manual or automatic versions. The automatic roll-off guard rises from the turntable when the lift table starts to elevate.

- Requires extension of the platform by 150 mm.



524818	Roll-off guard, automatic	Length	600 mm	
524820	"	"	700 mm	
524821	"	"	800 mm	
524822	"	"	900 mm	
524823	"	"	1000 mm	
524824	"	"	1100 mm	
524826	"	"	1200 mm	
33837	Roll-off guard, manual	Length	600 mm	
33838	"	"	800 mm	
33839	"	"	1100 mm	

## Lift table accessories

### Reinforced platform

A reinforced platform gives extra support to the lift table when driving over with forklift trucks and it prevents deformation.



82271	Thicker platform +2 mm, maximum thickness 8 mm	
34098	Reinforced platform for 5 tonne wheel pressure, increases the lift tables closed height by 100 mm. Mechanical stops need to be added.	

### Roller conveyor

Roller conveyors are widely used in various production systems between locations. When calculating roller conveyors, the length and weight of the products must be stated. Also at which height the lift table must be to load and unload the roller conveyor.




608367	Roller conveyor 1,300x900 mm with two foldable stops 8 rollers, ø76 mm, c-c 150 mm	
611065	Roller conveyor 2000x900 mm with two foldable stops 13 rollers, ø76 mm, c-c 145.8 mm	
Roller conveyor, other sizes		

### Guard rail with or without gate

Guard rails and gates are available in different sizes depending on the size of the lift table.


The guard rail and gate height is 1100 mm with a 150 mm high kick board fitted underneath. The gate can be fitted with a manual or electric lock. Recommended for tables that are used as working platforms. Remember to indicate which side the gate should be fitted. See page 62 for more information.



36370	Guard rail 40 x 40 mm with a kick-plate 150 mm	
32467	Guard rail 30 x 30 mm with a kick-plate 150 mm	
36412	Gate with latch - 40 x 40 mm state hinge side max width 1200 mm	
33969	Gate with latch - 30 x 30 mm state hinge side max width 1200 mm	
36412-1	Gate prepared for interlock installation	

### Protective bellow, skirt and wire mesh


Bellow, skirt and mesh increase safety and protect the lift table from dust, dirt and debris in exposed environments. The bellow has to be fitted around the entire lift table, skirt and mesh can be fitted on either side. Requires an extended platform +75 mm on each side for fitting. Extension is not included in the price.



82280	Protective skirt, orange	
82682	Protective skirt, grey	
32466	Protective wire mesh, galvanised	
88337	Protective bellow PVC	

### Non-slip platform

The tear plate platform provide the best anti-slip protection and is recommended for lift tables used outdoors. The chequered aluminium plate is screwed to the platform providing a non-slip, rust-protected surface.



4712	Tear plate platform	
4713	Chequered aluminium	