

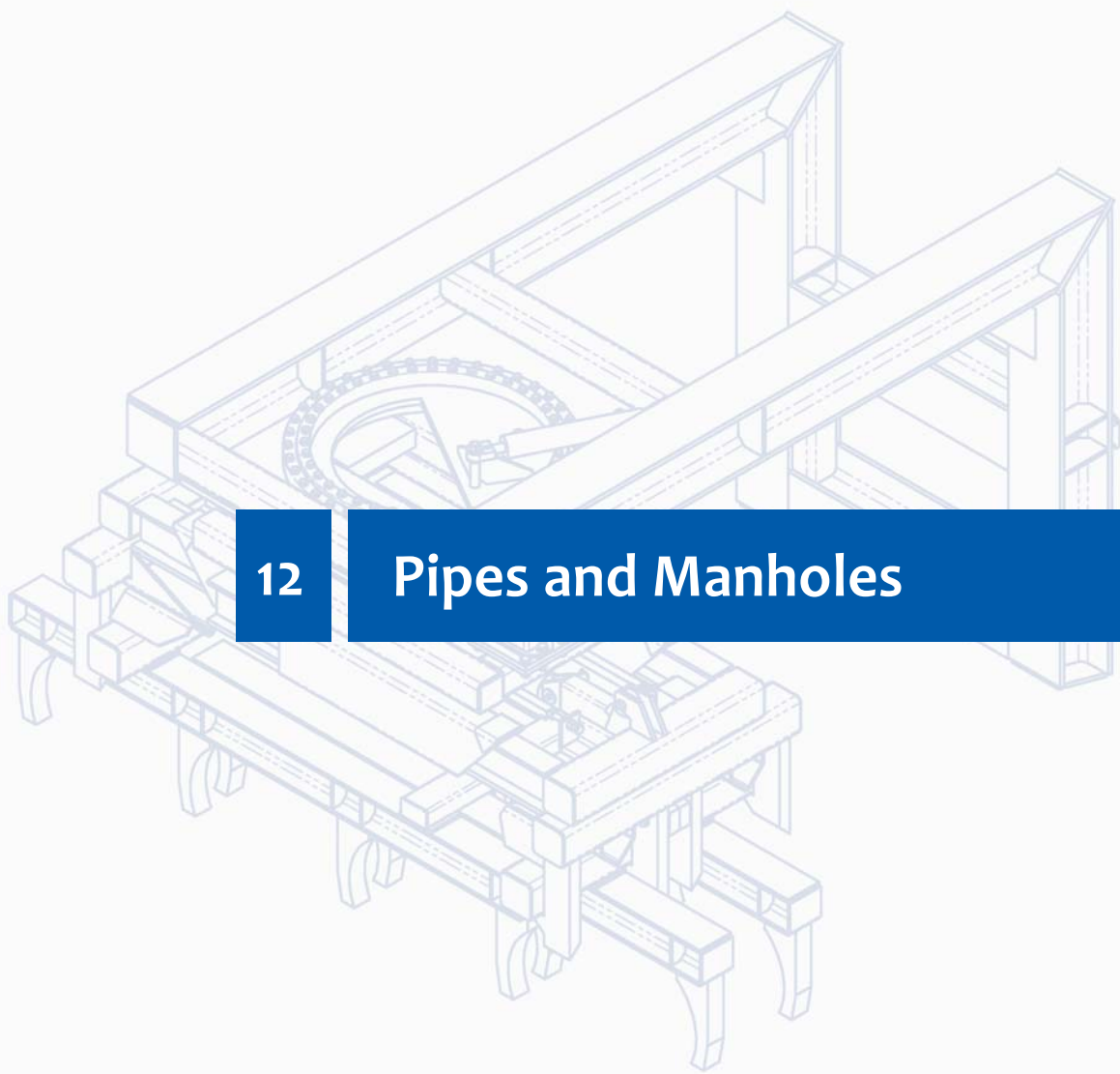
Probst gets things moving –
innovative, efficient and ergonomic



Building Material Plants – In-plant Handling

12

Pipes and Manholes



Clever solutions for efficient and careful handling of manhole rings and cones

Manhole Ring Clamp RK – Mechanical operation, so it can be used with any lifting equipment

- Also suitable for manhole rings (DIN 4034 Part 1 and 2) due to its extra-deep claws and rubber supports
- Adjusted to the dimensions of the manhole ring by bolts
- As only the side wall is gripped, no radial pressure is exerted

Standard Specifications:

- Crane eye for attaching to crane hook
- Fully automatic change-over from “full” to “empty”, making it an absolute one-man machine


Fork Sleeves for Fork Lift Peaks ET-RK

- Suitable for the RK, off set design to save lifting height

Type	Working Load Limit WLL kg (lbs)	Dead Weight kg (lbs)	Order-Nr.
ET-RK with cross link	3,500 (7,700)	130 (285)	4720.0002
ET-RK swivel hook	3,500 (7,700)	140 (310)	4720.0028

- Suitable for RK or other devices, mounted directly above the gripper including lifting eye for attaching to crane hook. ET 90° design with manual turning device which arrests itself every 90°

Type	Working Load Limit WLL kg (lbs)	Dead Weight kg (lbs)	Order-Nr.
ET with cross link	4,000 (8,800)	30 (65)	4710.0010
ET 90° incl. cross link	4,000 (8,800)	35 (75)	4711.0002
ET with cross link USA	4,000 (8,800)	32 (70)	4710.0106




Crane boom and Hydraulic rotator on request.



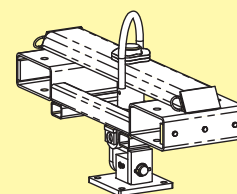
RK + ET

Type	Gripping Range for Rings ID mm (in)	Number of Grippers	Gripping Range of Claws mm (in)	Working Load Limit WLL kg (lbs)	Dead Weight kg (lbs)	Order-Number
RK-I	800 - 1,500 (31½ - 59")	2	80 - 160 (3 - 6¼")	2,000 (4,400)	150 (330)	5720.0030
RK-I-US	36 - 60"	2	3" - 6"	3,200 (7,100)	240 (530)	5720.0032
RK-II	1,500 - 2,500 (59 - 98")	3	80 - 160 (3 - 6¼")	3,000 (6,600)	320 (710)	5720.0033
RK-III	2,000 - 3,000 (79 - 118")	3	80 - 160 (3 - 6¼")	3,000 (6,600)	350 (770)	5720.0036

ET Low level fork sleeves



ET



Ring- and Cone Clamp RKZ-H – Suitable for transporting three to four manhole rings

- Can also be used for single manhole cones due to its swinging grippers
- Ideal for clearing the manufacturing area and for loading trucks
- By clamping onto the walls of the products no radial pressure is exerted on the rings and so fairly green products can be removed from the manufacturing surface at a much earlier stage
- An adjustment to the widths is done hydraulically prior to the clamping action. This hydraulic change-over means that to operate the clamping and diameter setting action, only one hydraulic circuit is needed on the side of the fork lift truck
- Forklift connecting hoses optionally available

Type	Gripping Range for Rings and Cones ID mm (in)	Working Load Limit WLL kg (lbs)	Height E mm (in)	Dead Weight kg (lbs)	Order-Nr.
RKZ-H	600 - 1,500 (23½ - 59")	1,750 (3,850)	1,500 (59")	680 (1,500)	5720.0011
RKZ-HS	600 - 1,500 (23½ - 59")	2,300 (5,100)	2,000 (79")	790 (1,740)	5720.0012

Ring- and Cone Clamp RKG – Hydraulically operated universal grab

- Using only one hydraulic circuit the clamp firstly adjusts to the inner diameter and then clamps the ring wall by 3 hydraulically operated rubber-lined gripping claws
- As no radial pressure is exerted, it is possible to handle green products
- Suitable for use with fork lift trucks as well as loading cranes
- Forklift connecting hoses optionally available



Type	Gripping Range for Rings and Cones ID mm (in)	Working Load Limit WLL kg (lbs)	Dead Weight kg (lbs)	Order-Number
RKG-S-20	600 – 2,000 (23½ – 79")	2,500 (5,500)	600 (1,320)	5720.0002
RKG-S-25	600 – 2,500 (23½ – 98")	2,500 (5,500)	620 (1,370)	5720.0187
RKG-SS-25	600 – 2,500 (23½ – 98")	4,000 (8,800)	655 (1,445)	5720.0110
RKG-SS-30	600 – 3,000 (23½ – 118")	3,000 (6,600)	820 (1,810)	5720.0094

Crane boom and Hydraulic rotator on request.



Cone Insert Clamp KIG – Fully mechanical operation, thus making it universally suitable for cranes or fork lifts

- Universally suitable for symmetrical and unsymmetrical cones with a cover hole diameter of 625 and 800 mm
- Eyelet for cranehook to forksleeve can be fitted later on

Standard Specifications:

- Low level fork sleeves to save lifting height
- Exchangeable rubber metal bars for the gentle handling of cones
- Fullyautomatic change-over from “full” to “empty”

Type	Gripping Range* for Rings Konen NW (mm)	Working Load Limit WLL kg (lbs)	Dead Weight kg (lbs)	Order-Number
KIG-I	625 – 800 (24½ – 31½")	2,000 (4,400)	210 (465)	5720.0020
KIG-I-USA	625 – 800 (24½ – 31½")	2,000 (4,400)	220 (485)	5720.0106
KIG-II	625 – 1,000 (24½ – 39")	2,000 (4,400)	280 (620)	5720.0208
Lower price without fork sleeves				on request

*The gripping range indicates the minimum and maximum pack measurements, which can be handled with this clamp.

Efficient handling of manhole rings, cones and basers

Double clamp for cones – When using the DAK-VA for handling 100 cones, the time saving is approx. 2,5 hours!

Efficient transport of 2 asymmetric manhole cones in one go with the Double-Clamp for Cones DAK-VA can be done.

- The DAK-VA is easily fixed to the forklift by inserting the forks into the fork sleeves
- Because of the hydraulically operated distance adjuster the manhole cones can be placed close to each other without wasting storage space
- Forklift connecting hoses optionally available



Type	Gripping Range* for Rings Konen NW (mm)	Working Load Limit WLL kg (lbs)	Dead Weight kg (lbs)	Order- Number
DAK-VA	625 (24½")	2,000 (4,400)	400 (880)	5720.0180

Device for other dimensions and weights on request.



Type	Gripping Range for Rings and Cones ID mm (in)	Working Load Limit WLL kg (lbs)	Dead Weight kg (lbs)	Order- Number
AG	500 – 1,200 (19¾ – 47")	1,500 (3,300)	425 (940)	5720.0042
AG-S	625 – 1,200 (24½ – 47")	2,000 (4,400)	680 (1,500)	5720.0043

Special models available on request. Additional cost for bolt-on extension for lifting rings up to 1,500 mm (59") inside diameter.

Setting Up Device for Manhole Rings AG – Grab and set up rings and cones hydraulically

Makes the production of manhole rings more efficient and user-friendly.

- As no radial pressure is exerted on the rings, green products can be safely handled
- The setting up device can be used to transport and lift rings and cones with an internal width of up to 1,200 mm
- Two separate hydraulic circuits are needed on the side of the fork lift truck
(Supplied without connecting hoses to the fork-lift-truck)
- Forklift connecting hoses optionally available

*The gripping range indicates the minimum and maximum pack measurements, which can be handled with this clamp.

Turning Device for Concrete Basers WG-S/WG-SS

Enables concrete products such as manhole-basers to be turned around 180° after production (turning range 360° endless).

- Because the products are turned at the longitudinal axle of the fork lift, there is very little extension so that the centre of gravity of the load and the device are very close to the fork lift
- Both, the gripping and turning manoeuvres are fully hydraulic

Standard Specifications:

- Grippers lined with rubber metal bars and double-hinged so that they fit the various diameters well
- Forklift connecting hoses optionally available



WG-S

Type	Suitable for Outer Diameter mm (in)	Minimum Height mm (in)	Working Load Limit WLL kg (lbs)	Dead Weight kg (lbs)	Order-Number
WG-S	1,200 – 1,800 (47 – 71")	900 (35½")	3,000 (6,600)	1,500 (3,300)	5720.0165
WG-SS	1,200 – 2,200 (47 – 87")	900 (35½")	4,500 (9,900)	1,900 (4,200)	5720.0169

Larger or modified opening widths are available on request.



PWG-S-4.5

Gantry Crane – Rotating Clamp for Manhole Rings and Basers PWG-S

Hydraulic clamp, suitable to lift and rotate large concrete manhole rings and basers by 180°.

- The grippers are specially adapted for manhole rings and basers, 2 opposite surfaces without an inlet or outlet are needed

Type	Suitable for outer diameters mm (in)	Turning Range	Working Load Limit WLL kg (lbs)	Dead Weight kg (lbs)	Order-Number
PWG-S-4.5	1,200 – 1,800 (47 – 71")	180°	4,500 (9,900)	1,800 (3,950)	5740.0016
PWG-S-7	1,200 – 1,800 (47 – 71")	180°	7,000 (15,400)	2,800 (6,200)	5740.0017

Steel Pallet Grab UMG

For lifting stacks of steel pallets and loading them into the magazine of the manhole manufacturing machine.

Universally adjustable.

- Fully mechanical operation

Standard Specifications:

- Crane eye for attaching to crane hook
- Fully automatic change over from “full” to “empty”

Type	Opening Range for Steel pallet ID mm (in) *	Number of Grippers	Height E mm (in)	Working Load Limit WLL kg (lbs)	Dead Weight kg (lbs)	Order-Number
UMG-30/80	300 – 800 (11¾ – 31½")	3	1,200 (47")	1,000 (2,200)	90 (200)	5720.0051
UMG-60/150	600 – 1,500 (23¾ – 59")	3	1,200 (47")	1,500 (3,300)	150 (330)	5720.0050
UMG-150/300	1,500 – 3,000 (59 – 118")	3	1,200 (47")	2,000 (4,400)	290 (640)	5720.0063



UMG

*The gripping range indicates the minimum and maximum pack measurements, which can be handled with this clamp.

Great rationalisation potential in pipe handling

12

PIPES AND MANHOLES

Turning Device for Concrete Pipes UG

Makes the handling of concrete pipes after production far more efficient.

- Due to large surfaced pressure pads, little pressure is exerted onto the pipe, meaning that green products can be safely handled
- As the pipes are turned in a raised position, there is no danger of damaging the joints or the steel pallets
- The parallel movement of the gripping arms means little space is required between the pipes
- Forklift connecting hoses optionally available



UG

Type	Suitable for outer diameters mm (in)	Usual trade opening range ID mm (in)	Working Load Limit WLL kg (lbs)	Dead Weight kg (lbs)	Order-Number
UG-3.5	380 – 1,320 (15 – 52")	300 – 1,000 (11¾ – 39")	3,500 (7,700)	820 (1,810)	5730.0004
UG-4.5	400 – 1,580 (15¾ – 62")	300 – 1,200 (11¾ – 47")	4,500 (9,900)	1,200 (2,650)	5730.0025
UG-6.5	400 – 1,800 (15¾ – 71")	300 – 1,500 (11¾ – 59")	6,500 (14,300)	1,970 (4,350)	5730.0030

Special models eg. for moving 2 pipes at once, available on request.



WG-R

Type	Opening Width W mm (in)	Working Load Limit WLL kg (lbs)	Dead Weight kg (lbs)	Order-Number
WG-R	300 – 1,300 (11¾ – 51")	3,000 (6,600)	930 (2,050)	5730.0044
WG-SR	300 – 1,300 (11¾ – 51")	4,500 (9,900)	1,700 (3,750)	5730.0051

Special model available on request.

Rotating Clamp for Concrete Pipes WG-R

A novel method for rotation of several pipes in one operational sequence, regardless of accuracy of individual pipes interspace.

- Length of rubber grippers L = 1,650 mm
- The clamp attachment enables the rotating of the pipes by ± 90° (rotating range 360° endless) – without shunting the forklift
- It is possible to pick up 3 pipes with an ID width of 300 – 400 mm, 2 pipes with ID 500 – 600 mm or 1 pipe up to 1,000 mm ID
- Forklift connecting hoses optionally available

Small Pipe Turning Device FUG

Makes the handling of small pipes after production more efficient.

- Up to 5 small pipes with an ID width of 300 mm and a length of 1 m can be gripped at once
- There is a manual adjustment to accommodate other widths
- The pipes are grabbed from production vertically and can be stored horizontally due to the integrated swivel mechanism
- As the pipes are gripped on their walls, no radial pressure is exerted on them, meaning that green products can be safely handled
- 2 separate hydraulic circuits are needed on the side of the fork lift truck
- Forklift connecting hoses optionally available



Type	Gripping Range	Working Load Limit WLL kg (lbs)	Dead Weight kg (lbs)	Order-Number
FUG	up to 5 pipes with a width of 300 mm (11¾")	1,500 (3,300)	450 (990)	5730.0006




Multiple Forks MFD

For picking up several concrete pipes at the same time.

- The device is lifted using the fork lift truck forks, with a lockpin on the forks
- The spreader bar is lined with rubber so that the pipes cannot be damaged
- Distance between the bells of the pipes: 20 mm
- Ideal for storage in the storage yard and for quick loading of lorries

Multiple Forks MFD-UNI

- Universally suitable for up to 5 pipes of ID 300 – 600
- With hydraulically movable prongs



Type	ID of pipe mm (in)	No. of pipes	Length of pipes mm (in)	Working Load Limit WLL kg (lbs)	Dead Weight kg (lbs)	Order-Number
MFD-25-5	250 (9¾")	5	2,000 – 3,000 (79 – 118")	2,600 (5,750)	300 (660)	5740.0001
MFD-30-5	300 (11¾")	5	2,000 – 3,000 (79 – 118")	2,000 (4,400)	330 (730)	5740.0085
MFD-40-4	400 (15¾")	4	2,000 – 3,000 (79 – 118")	2,200 (4,850)	350 (770)	5740.0086
MFD-50-3	500 (19¾")	3	2,000 – 3,000 (79 – 118")	2,500 (5,500)	375 (830)	5740.0104
MFD-60-3	600 (23¾")	3	2,000 – 3,000 (79 – 118")	4,300 (9,450)	400 (880)	5740.0026
MFD-UNI*	300 – 600 (11¾ – 23½")	5	2,000 – 3,000 (79 – 118")	5,000 (11,000)	1,200 (2,650)	5740.0067

On request additional price for polyamid lining of forks to protect the pipes.

Other widths and numbers available on request.

* w/hydraulic adjustment of the forks.

Speed up production processes in the concrete plant and make them safe

Large Pipe Clamp RK

With the mechanical large pipe clamp, concrete pipes up to ID 2800 mm can be safely grabbed vertically after production and placed on a tilting table.

- Fully mechanical operation, making it suitable for use with any lifting equipment
- As only the side wall is gripped, no radial pressure is exerted
- Adjustable to the dimensions of the pipe in a hand crank

Standard Specifications:

- Crane eye for attaching to crane hook
- Fully automatic change-over from “full” to “empty”, making it an absolute one-man machine



KT

Gantry Crane Rotating Clamp for Concrete Pipes PWG-R

A special hydraulic clamp designed to lift and rotate large concrete pipes by 90°.

- Space saving use on gantry crane
- Fully hydraulic clamp, adjustable to various diameters
- Large surface pressure pads with swinging rubber grippers ensure a good pressure distribution all over and so enable the production area to be cleared more quickly
- The parallel movement of the gripping arms means that little space is required between the pipes
- Hydraulically powered by means of an electro hydraulic pump unit
- Incl. electric installation, connection 400 V/50 Hz

Other opening widths, electric voltages and load capacities are available on request!

* The gripping range indicates the minimum and maximum pack measurements, which can be handled with this clamp



RK

Type	Gripping Range* for Rings ID mm (in)	Number of Gripping Claws	Gripping Range of Claws mm (in)	Working Load Limit WLL (kg (lbs))	Dead Weight kg (lbs)	Order-Number
RK-IV	1,000 – 1,800 (39 – 71")	2	85 – 200/135 – 250 (3¼ – 8"/5¼ – 10")	7,500 (16,500)	600 (1,320)	5730.0001
RK-V	1,500 – 2,600 (59 – 102")	2	85 – 240/135 – 300 (3¼ – 9½"/5¼ – 10")	15,000 (33,000)	1,700 (3,750)	5730.0002
RK-VI	1,500 – 2,800 (59 – 110")	2	100 – 230/175 – 300 (4 – 9"/7 – 11¾")	25,000 (55,100)	3,200 (7,100)	5730.0009

Special designs for larger and heavier pipes on request

Tilting Table KT

Using the Large Pipe RK, the concrete pipes up to 3 m in length are placed on the tilting table. Then the pipes are tilted hydraulically by 90°. The pipes, now lying flat, are then removed by a fork-lift truck or crane.

Standard Specifications:

- Electro-hydraulically operated tilting table
- Tilting table equipped with fork sleeves for fork lift trucks so that the whole device can be moved easily

Type	Internal Table Width mm (in)	Working Load Limit WLL kg (lbs)	Dead Weight kg (lbs)	Order-Number
KT-15	3,450 (136")	15,000 (33,100)	6,000 (13,200)	5740.0008
KT-25	3,600 (142")	25,000 (55,100)	15,000 (33,100)	5740.0007

Special designs for larger and heavier pipes on request



PWG-R

Type	Suitable for outer diameters mm (in)	Turning Range	Working Load Limit WLL kg (lbs)	Dead Weight kg (lbs)	Order-Number
PWG-R-3	400 – 1,200 (15¾ – 47")	100°	3,000 (6,600)	1,500 (3,300)	5745.0004
PWG-R-7	400 – 1,850 (15¾ – 73")	100°	7,000 (15,400)	2,800 (6,200)	5745.0006
PWG-R-13	1,080 – 2,750 (42¼ – 108¾")	100°	13,000 (28,700)	9,200 (20,300)	5745.0008
PWG-R-20	1,800 – 3,550 (71 – 139¾")	100°	20,000 (44,100)	15,000 (33,000)	5745.0007

Probst GmbH
Gottlieb-Daimler-Straße 6
71729 Erdmannhausen, Germany
Phone +49 7144 3309-0
Fax +49 7144 3309-50
info@probst-handling.com

www.probst-handling.com

Our branch in United Kingdom


Probst Handling Equipment
Unit 2 Fletcher House, Stafford Park 17
Telford, Shropshire, TF3 3DG
Phone + 44 1952-292733 • Fax + 44 1952-290480
info@probst-handling.co.uk
www.probst-handling.co.uk



Site equipment



Tile Handling



Truck Crane Attachments



Service



We will gladly advise you.

MACHINETOOL

Oy Machine Tool Co
Teerikukonkuja 4, 00700, Helsinki
Finland

www.machinetool.fi
P. 010 391 5100